

POWERDUCTION 160LG supplies an instant heating power to unseize, and to heat up steel or aluminium. Flameless, its heating is accurate, instantaneous and safe for the working environment. Thanks to its liquidcooling, it can work continuously at its maximum power of 16kW. Designed for intensive use on 32 A sockets, its productivity and heating quality make it an indispensable ally in industrial environments.

ADAPTATION TO ALL SECTORS



Mechanics and maintenance agricultural, heavy goods vehicles & construction

Sectors: Industry, maritime, railways, maintenance.

A WIDE RANGE OF APPLICATIONS




- heating and straightening of bent frames (except HLE steel).
- releasing of bolts, steering ball joints without damaging the bellows.
- removing seized cardans in the hub.
- removal of exhaust lines.
- annealing of metal parts
- heating for bending
- brazing
- shrinkage.

GUARANTEED POWER AND TIME SAVING

• Heating power:

16 kW, selectable in 1500 W steps.

Heats up the core of the metal and turns red (approx. 800°C):

	110 LG	160LG	220LG
	M18 → 1 s	M20 → 1 s	M45 → 2 s
	2 mm → 2 s 4 mm → 4 s	2 mm → 1 s 4 mm → 3 s 8 mm → 17 s	2 mm → 1 s 4 mm → 3 s 8 mm → 12 s
	∅ 10 → 7 s	∅ 10 → 5 s	∅ 10 → 4 s

• Safety and time saving:

Immediate heating without flame on a specific area, it can be used close to cables, pipes, or other heat sensitive part avoiding the need to disassemble them.

• Easy to use:

6 meter induction cable which allows to work at height or in any places the powerduction cannot fit.

TOTAL CONTROL OF THE HEATING



The POWERDUCTION 160LG has an integrated heating time management and can control an intelligent temperature control unit (Option: *Powerduction Heat Controller* - ref. 061644). Technologies that are indispensable for the precise control of the heating in order to obtain a result that meets all requirements.

The overhanging arm and its rail facilitate access to the work area.

Inductor L90

For optimum performance, the addition of 15 litres of coolant is essential.



Removable handle Increases the manoeuvrability of the lance and makes it more comfortable to handle.



CONSUMABLES

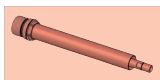
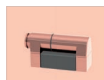








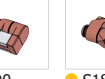
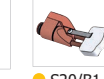



Coolant

The product requires the use of a special welding coolant. The product is supplied with coolant but a top-up with a 10L can is recommended (ref. 052246).











Inductors and accessories

The POWERDUCTION range is enriched by a wide range of inductors adaptable to the different rooms to be heated. Smaller inductors (S) improve accessibility and heating possibilities:

Adaptors	Inductors			
				
• 32L Ref. 064515	• L90 Ref. 059788	• L70 Ref. 059771	• L180 Ref. 059795	
				
	• L180 SPIRAL Ref. 065000	• L20/B4 Ref. 067882	• L180 D80 Ref. 069121	• L20 Alu Glove Ref. 069114
				
• 32S Ref. 064508	• S70 Ref. 061569	• S90 Ref. 058927	• S180 Ref. 059269	• S20/B1 Ref. 064874
				
	• S180/B1 Ref. 064881	• S180/B3 W Ref. 067899		

• Original supplied
• Optional

Réf.				Freq. kHz	X% @35°C min					
057814	400 V 3~	≥32	16	20-60	100 %	30 l	118 x 80 x 60	136	4	6